




District Report Card: 2017			
<b>State:</b> Telangana		<b>District:</b> SIDDIPET	
<b>Class:</b> 8		<b>Subject:</b> Language	
<b>Schools:</b> 51		<b>Students:</b> 1262	


### Participation/Coverage


#### Students

GENDER 	Boys		Girls	
	Number	%	Number	%
	619	49.05	643	50.95

AREA 	Rural		Urban	
	Number	%	Number	%
	1078	85.42	184	14.58

CATEGORY 	SC		ST		OBC		GEN	
	Number	%	Number	%	Number	%	Number	%
	390	30.90	42	3.33	789	62.52	41	3.25

CWSN 	LD	VI	HI	S&LD	ID	Oth
	3	0	0	4	4	39

MANAGEMENT 	Government		Government-aided	
	Number	%	Number	%
	1261	99.92	1	0.08

Average Performance of Students in Language (%)										
Overall	Gender		Area		Management		Social Group			
	Male	Female	Rural	Urban	Govt.	Aided	SC	ST	OBC	GEN
56.55	53.18	59.78	57.25	52.43	56.54	60.00	53.13	56.51	58.09	59.35

## Performance on Learning Outcomes (LOs)

Learning Outcomes	Description	Average Performance(%)
L813	Read textual/non-textual materials with comprehension and identifies the details, characters, main idea and sequence of ideas and events while reading	56.55

Range of Performance of Students who Answered Correctly							
Below 30%		30% - 50%		50% - 75%		Above 75%	
Number	%	Number	%	Number	%	Number	%
175	13.87	302	23.93	538	42.63	247	19.57

## Lowest Performing Learning Outcomes (LOs)

1 - Read textual/non-textual materials with comprehension and identifies the details, characters, main idea and sequence of ideas and events while reading (56.55)